



Ministry of science and high education RF Ulyanovsk State University	Form	
F-Educational plan of the discipline		

APPROVED BY

by the decision of the Academic Council of the USU
Institute Medicine, Ecology and Physical Culture

June «19» 2019 № 10/210



Chairman

(signature, decryption of signature)

V.I. Midlenko

«19» of June 2019

WORK PROGRAM DISCIPLINES

Discipline	Dermatovenerology
Faculty	Medicine
The department	Infectious and skin venereal diseases
Course	IV

Destination (specialty) 31.05.01 – General medicine
code of direction (specialty), full name

Orientation (profile / specialization) -
full name

The form of education is full-time

Date of introduction to the educational process of UISU: «01» September 2018



The program is updated at the meeting of the department: protocol № 1 dated 31.08.2020


The program is updated at the meeting of the department: protocol № 1 dated 31.08.2021

The program is updated at the meeting of the department: protocol № 10 dated 18.05.2022

Developer Information:

Initials	Abbreviation of the department	Academic, degree, title
Nesterov Alexey Sergeevich	Of infectious and skin venereal diseases	PhD, professor

AGREED	AGREED
Head of Department of infectious and skin venereal diseases	Head of the graduation Department faculty therapy
 / <u>L.M. Kiseleva</u> / <i>signature</i> <i>Full name</i>	 / <u>M. A. Vize-Khripunova</u> / <i>signature</i> <i>Full name</i>
«29» <u>05</u> 2019 y.	«29» <u>05</u> 2019 y.

Ministry of science and high education RF Ulyanovsk State University	Form	
F-Educational plan of the discipline		

1. GOALS AND OBJECTIVES OF DEVELOPMENT OF DISCIPLINE:

The purpose of mastering the discipline: formation of general professional (GPC) and professional (PC) competencies among students on the general principles of diagnosis and treatment of the most common skin diseases and sexually transmitted infections.

Tasks of mastering the discipline:


- provide information of the most common skin diseases and sexually transmitted infections;
- mastering basic methods of clinical and laboratory examination to skin diseases and sexually transmitted infections;
- the acquisition of practical skills necessary for recognizing skin diseases and sexually transmitted infections
- familiarity with preventive measures to prevent the spread of infectious skin and sexually transmitted diseases;
- acquisition of the necessary information on issues of labor examination and rehabilitation in dermatovenerology.

2. PLACE OF DISCIPLINES IN THE STRUCTURE OF GEP:

Discipline «Dermatology» refers to the basic part of the professional block of disciplines (B1.B.21) GEP HE of speciality «General medicine».

To study the discipline, knowledge, skills and abilities are required, formed by the preceding disciplines: «Bioethics», «Biology», «Anatomy», «Histology, Embryology, Cytology»; «Biochemistry», «Psychology and Pedagogy», «Philosophy», «Normal Physiology», «Microbiology, Virology»; «Internal Medicine Propedeutics», «History», «General Surgery. Introduction to the specialty», «Pharmacology», «Pathological anatomy», «Pathophysiology, clinical pathophysiology», «Hygiene», «Topographic Anatomy and Operative Surgery», «Public Health and Health Care», «Dentistry», «Neurology, Medical Genetics, Neurosurgery», «History of Medicine», «Otorhinolaryngology», «Pediatrics», «Faculty Surgery», «Obstetrics and Gynecology», «Faculty Therapy», «Foreign Language (Russian)», «Physics, mathematics», «Life Safety», «Neuroanatomy», «Embryonic development of body tissues», «Physiology of the visceral systems», «Russian language and culture of speech», «Immunology», «Informatics (medical)», «Physical culture and sports», «Latin language», «Chemistry», «Preparation for clinical practice», «Medical rehabilitation», «Psychology and pedagogy of medical practice», «Dialogue between a doctor and patients (diseases of the cardiovascular system)», «Urology and andrology», «Dialogue between a doctor and a patient (diseases of the gastrointestinal path)», «Fundamentals of scientific style and speech», «Dialogue between a doctor and a patient (diseases of the excretory system)», «Extreme medicine», «Fundamentals of rational nutrition», «Dialogue between a doctor and a patient (diseases of the hepatobiliary system)», «Modern medical information systems», «Dialogue between a doctor and a patient (diseases of the respiratory system)», «Nanotechnology in medicine», «Elective courses in physical culture and sports», «Practice in obtaining primary professional skills and skills, including primary skills and research skills (Care for therapeutic and surgical patients)», «Clinical practice (Care for medical and surgical patients)», «Project activities», «Assistant nursing staff», «Assistant ward Nurse Assistant», «Procedural Nurse Assistant (Part 1)», «Procedure Nurse Assistant (Part 2)», «Biopsychosocial Approach to Medical Rehabilitation».

The study of the discipline «Dermatovenerology» allows students to obtain the necessary knowledge, skills and abilities in the development of the following disciplines: «Disaster Medicine», «Neurology, Medical Genetics, Neurosurgery», «Pediatrics», «Faculty Surgery», «Obstetrics and Gynecology», «Faculty Therapy», «Ophthalmology», «Occupational Diseases», «Psychiatry, Medical Psychology», «Endocrinology», «Hospital therapy», «Infectious diseases», «Traumatology, orthopedics»; «Polyclinic therapy», «Hospital surgery, pediatric surgery», «Anesthesiology, resuscitation and intensive therapy», «Phthysiology», «Epidemiology», «Clinical pharmacology», «Forensic medicine», «Oncology, radiation therapy», «Radiation diagnostics», «Clinical psycholo-


Ministry of science and high education RF Ulyanovsk State University	Form	
F-Educational plan of the discipline		

gy», «Annotation and abstracting of special medical texts (diseases of the hepatobiliary system)», «annotation and abstracting of special medical texts (diseases of the endocrine system)», «Topical issues of internal medicine», «annotation and abstracting of special medical texts (diseases of the cardiovascular system)», «Urology and andrology» «Annotation and abstraction of special medical texts (diseases of the urinary organs)», «Surgical gastroenterology and endoscopy», «Palliative medicine», «Note-taking of special medical texts (diseases of the endocrine system)», «Marketing in healthcare», «Taking notes of special medical texts (diseases of the urinary tract)», «Diabetology and emergency endocrinology», «Organization of drug supply», «Note-taking of special medical texts (diseases of the respiratory system)», «Clinical electrocardiography», «quality management of medical care», «Clinical practice (assistant hospital doctor)», «Practice for obtaining professional skills and professional experience (assistant to a polyclinic doctor)», «Preparation for passing and passing the state exam», «Practical Application of the International Classification of Functioning in Rehabilitation for Various Pathologies».

3. THE LIST OF EXPECTED LEARNING RESULTS ON THE SUBJECT (UNIT), MATCHED TO EXPECTED RESULTS OF MASTERING THE PROGRAM

The study of the discipline "Dermatovenerology" is aimed at the formation of the following general professional (GPC) and professional (PC) competencies among students: GPC-6, GPC-8 and PC-5, PC-8, PC-9 according to the plan for the development of the educational program.

Code and name of the sold competencies	The list of planned learning outcomes in the discipline, correlated with indicators of achievement of competencies
GPC-6 Willingness to keep medical records	Know: the basics of the legislation of the Russian Federation, the main regulatory and technical documents. To be able to: maintain an outpatient card and a medical history of the patient dermatovenerological profile. Assess the social situation and assess its role in the spread of socially significant diseases. Own: a method for calculating the primary incidence rates of socially caused skin diseases and sexually transmitted infections.
GPC-8 Preparedness for medical use of drugs and other substances and their combinations when solving professional tasks	Know: the main groups of drugs prescribed for diseases of the skin, mucous membranes and sexually transmitted infections. Clinical and pharmacological characteristics of the main groups of drugs and the rational choice of specific drugs in the treatment of skin and sexually transmitted infections. To be able to: develop a treatment plan for the patient, taking into account the course of the disease, select and prescribe drug therapy, use methods of non-drug treatment, and carry out rehabilitation measures. Introduce medical documentation of various nature in medical organizations. Own: estimates of the state of health of the population in various age and gender groups. Algorithm for making a preliminary diagnosis with a subsequent referral to an additional examination to specialist doctors. An algorithm for setting a detailed clinical diagnosis. Interpretation of the results of laboratory, instrumental diagnostic methods
PC-5 Willingness to collect and analyze the patient's complaints, his medical history, examination results, laboratory, instrumental, pathological and anatomical	Know: the main clinical manifestations of diseases of the skin and subcutaneous tissue, especially their diagnosis and observation. Modern methods of clinical, laboratory and instrumental diagnostics of patients with dermatovenerological profile. To be able to: take an anamnesis, conduct a survey of the patient and his relatives, conduct a physical examination of a patient of various ages. Formulate a clinical diagnosis.

Ministry of science and high education RF Ulyanovsk State University	Form	
F-Educational plan of the discipline		


cal and other studies in order to recognize the state or establish the presence or absence of a disease	Own: interpretation of the results of laboratory, instrumental diagnostic methods. Practical skills in conducting and evaluating special studies and samples used in dermatovenerology.
PC-8 Ability to determine the management tactics of patients with various nosological forms	Know: modern methods of clinical, laboratory and instrumental diagnostics of patients with dermatovenerological profile. To be able to: develop a treatment plan for a patient with a dermatovenerological profile, select and prescribe drug therapy. Outline the amount of additional research to clarify the diagnosis. Own: interpretation of the results of laboratory, instrumental diagnostic methods.
PC-9 Willingness to manage and treat patients with various nosological forms on an outpatient basis and in an inpatient setting	Know: the clinical and pharmacological characteristics of the main groups of drugs for the treatment of skin diseases and infections, sexually transmitted infections in patients. Indications for hospitalization of patients in a specialized hospital with a dermatovenerological profile. To be able to: develop a treatment plan for a patient with a dermatovenerological profile, select and prescribe drug therapy. Use non-drug treatment methods. Own: first aid skills in case of emergencies and life-threatening dermatological conditions.

4. TOTAL DIFFICULTY OF DISCIPLINE

4.1. The amount of discipline in credit units (total) 3

4.2. The volume of discipline by type of educational work (in hours) 108


Type of study	Number of hours (full-time education)		
	Total for the plan	Including by semester	
		7	8
Contact work of students with a teacher in accordance with UP	72	-	72
Auditory lessons:			
lectures	18	-	18
Seminars and workshops	54	-	54
Laboratory work, workshops	-	-	-
Independent work	36	-	36
Form of current knowledge control and independent work control	Oral questioning, problem solving, test control	-	Oral questioning, problem solving, test control
Course work	-	-	-
Types of intermediate certification	credit	-	credit
Total hours for discipline	108	-	108

Ministry of science and high education RF Ulyanovsk State University	Form	
F-Educational plan of the discipline		

4.3. The content of the discipline (module). Distribution of hours by topics and types of academic work:

Full-time education

Title sections and topics	Total	Types of Training					Form of current knowledge control and independent work control
		Auditory lessons			Online classes	Independent work	
		Lectures	Seminars and workshops	Laboratory work, workshops			
Section 1. General issues of dermatovenerology							
Topic 1. The technique of examination of the patient dermatological profile. The structure of the skin. Morphological elements of the rash.	8	2	6		2		Oral survey, problem solving, test the control
Section 2. Diseases of the skin and mucous membranes							
Topic 1. Pyoderma. Scabies. Pediculosis. Clinical manifestations, principles of treatment and prophylaxis	12	2	6		2	4	Oral survey, problem solving, test the control, work with patients
Theme 2. Seborrhea, vulgar and rosacea	6	2				4	Problem solving, test the control
Topic 3. Fungal diseases of the skin and mucous membranes. Clinic, principles of therapy	12	2	6			4	Oral survey, problem solving, test the control
Theme 4. Psoriasis. Red flat lichen. Rose-like lichen. Clinic, principles of therapy	12	2	6			4	Oral survey, problem solving, test the control
Theme 5. Bubble dermatoses. Clinical mani-	6	2				4	Problem solving, test the control

Ministry of science and high education RF Ulyanovsk State University	Form	
F-Educational plan of the discipline		


festations. Principles of treatment							
Topic 6. Dermatitis. Toxicoderma. Eczema. Neurodermatosis. Clinic, principles of therapy	12	2	6			4	Oral survey, problem solving, test the control
Topic 7. Viral skin diseases. Clinical manifestations. Therapies	10		6			4	Oral survey, problem solving, test the control
Section 3. Sexually Transmitted Infections							
Theme 1. The causative agent of syphilis. Laboratory diagnostics. Clinic of the primary and secondary period of syphilis	12	2	6		2	4	Oral survey, problem solving, test the control
Theme 2. Tertiary and congenital syphilis. Clinical signs, diagnosis. Treatment and prevention of syphilis	6		6				Oral survey, problem solving, test the control
Theme 3. Gonorrhea. Non-gonorrheal urethritis	12	2	6			4	Oral survey, problem solving, test the control
Total	108	18	54		6	36	

5. DISCIPLINE CONTENT (MODULE)

Section 1. General issues of dermatovenerology

Topic 1. Methodology for examining a patient with a dermatological profile. The structure of the skin. Morphological elements of the rash.

Dermatology as an independent clinical discipline. Its subject, tasks, methods. The structure of the epidermis, dermis and subcutaneous fat. Blood supply, innervation, skin pigments. The structure of the mucous membrane and the red border of the lips. Appendages of the skin. Skin functions. The concept of a rash. Morphological elements of the rash (primary, secondary). The role of exogenous, endogenous and social factors in the onset and development of dermatoses. The role of

Ministry of science and high education RF Ulyanovsk State University	Form	
F-Educational plan of the discipline		

genetic factors, pathology of the nervous system, immunological disorders, diseases of internal organs in the pathogenesis of dermatoses. Methodology for the examination of patients with a dermatological profile. Questions of deontology.

Section 2. Diseases of the skin and mucous membranes

Topic 1. Pyoderma. Scabies. Pediculosis. Clinical manifestations, principles of treatment and prophylaxis.

Pyoderma. Definition Prevalence. Etiology (pathogens, their morphology, virulence factors, antigenic properties). Exogenous and endogenous factors predisposing to pyoderma. Classification of itch moves. Symptoms of Cesari, Ardi, Gorchakov, Michaelis. Clinical forms. Laboratory diagnostics. Treatment methods. Healing control. Pro-Prevention.

Pediculosis (lice). Etiology (head, body and pubic lice). Ways of infection. Clinic. Diagnostics. Treatment. Prevention

Theme 2. Seborrhea, vulgar and rosacea.

Seborrhea. Etiology and pathogenesis of seborrhea. Clinic of seborrhea? Treatment of seborrhea. Seborrheic dermatitis. Etiology and n and pathogenesis of seborrheic dermatitis. Treatment of seborrheic dermatitis.

Acne vulgaris (akne). Acne classification. Etiology and pathogenesis of acne. The clinical picture of acne. Acne treatment

Rosacea. Etiology, mechanisms of development, clinic various stages, the role of the mite Demodex, rinofima. M Methods for early prospect of prevention and treatment.

Theme 3. Fungal diseases of the skin and mucous membranes. Clinic, principles of therapy.

Pathogens of fungal diseases: prevalence, morphology, biological properties of pathogens, the concept of mycelium and pseudomycelia, reproduction, parasitic activity, vitality. The importance of pathogen fungi, macroorganism, and environmental conditions in the incidence.

Epidemiology: sources and routes of infection, contagiousness, seasonality. Clinical and epidemiological classification. Clinical characteristics of nosological forms (pityriasis versicolor, epidermophytosis, rubromycosis, superficial candidiasis).

Trichomycosis: trichophytosis, microsporia – features of clinical manifestations, ways of infection. Damage to the scalp and smooth skin. Onychomycosis. Mikids. The role of sensitization in their occurrence. Laboratory diagnostic methods. Treatment according to the form of the disease. Cure criterion. Clinical examination. Prevention

Theme 4. Psoriasis. Lichen planus. Pink lichen. Clinic, principles of therapy.

Psoriasis (scaly lichen) – as a medical and social problem. Etiopathogenesis. Theories of psoriasis, the role of genetic factors in the development of psoriatic disease, types of inheritance of psoriasis. The nature of the course of psoriasis depending on the genetic type. Pathological signs of the lesion of the skin in psoriasis. Pathomorphology. Clinical form. Isomorphic reaction (Kebner's symptom). Psoriatic triad (Auspitz).


Atypical forms, nail and joint damage, disability in psoriasis. Treatment of psoriasis at the present stage: external therapy, immunosuppressive therapy, PUVA therapy, biological therapy.

Lichen planus. Etiopathogenesis. Clinic of typical and atypical forms. Subjective symptoms of dermatosis, variants of the disease. Variants of manifestations of the disease on the oral mucosa. Principles of diagnosis and treatment of patients.

Pityriasis rosea (Gibert's disease). Etiology, pathogenesis. The stages and nature of the disease, the duration of the disease, the role of trigger factors. Method of treatment.

Subject 5. Cystic dermatoses. Clinical implications. Principle of treatment.

Classification of cystic dermatoses. True (acantholytic pemphigus). Pathogenesis. Clinical forms: vulgar, vegetative, seborrheic, leaf-shaped. Special-the news of the defeat mucous membranes. Symptoms of Nikolsky, Asbo-Hansen, pear. Pathomorphology (acantholysis). Laboratory diagnostics: taking smears of fingerprints on acantholytic cells from the skin and oral mucosa, their characteristics; histological and immunofluorescence methods. Principle of treatment. External therapy.

Ministry of science and high education RF Ulyanovsk State University	Form	
F-Educational plan of the discipline		

Lever's bullous pemphigoid. Principles of external and General therapy. Rules of appointment of glucocorticoid therapy. Physiotherapeutic methods of treatment. Consultations of oncologists. Examination of working capacity.

During'sherpetiform dermatosis. Theories of etiopathogenesis. Clinic. Diagnosis: test of Ellassona, the analysis of the content of bubbles in eosinophils, immunofluorescence method. Prophylactic medical examination. Principles of therapy.

Topic 6. Dermatitis. Toxicoderma. Eczemas. Atopic dermatitis (Neurodermatosis). Clinic, principles of therapy.

Definition and classification of dermatitis. Obligate and facultative stimuli. Classification of irritants and allergens by ADO. Sensitization: mono-, polyvalent, group. Idiosyncrasy. Types and stages of allergic reactions. The role of skin samples in diagnosis.

Clinical characteristics of simple and allergic contact dermatitis, their differential diagnosis. Pathomimia. Treatment. Prevention. First aid.

Toxicoderma. Definition. Features of pathogenesis and clinic. Fixed erythema. Iodine, bromide eels. Lyell's syndrome. Treatment and prevention.

Eczemas. Definition. Etiology. Pathogenesis. The role of exogenous and endogenous factors. Classification of eczema. Stages of the course of the eczematous process. Clinical characterization of individual forms (true, microbial, seborrheic, pediatric), their differential diagnosis. Principles of General and local therapy. Prophylactic medical examination. The role of professional factors in the occurrence and course of dermatitis and eczema.

Skin itch. Urticaria. Prurigo. Atopic dermatitis (neurodermatitis). Skin itching as a disease. Causes. Species (primary, secondary, restricted, diffuse). Methods of diagnosis verification. Principles of therapy. Etiology and pathogenesis of atopic dermatitis (neurodermatitis). The concept of "atopy". Clinical characteristics of limited and diffuse atopic dermatitis in children and adolescents. Differential diagnostics. Treatment of atopic dermatitis and preventive measures, diet therapy, creation of hypoallergenic environment.

Prurigo. Clinical characteristics of different forms (children, adults, nodules). Differential diagnosis. Treatment and preventive measures.

Urticaria. Reasons. Pathogenesis. Clinical varieties (acute, chronic relapsing, persistent papular, from physical factors-heat, cold, salt, artificial). Quincke's Edema. Emergency. Treatment of urticaria, desensitization.

Theme 7. Viral diseases of the skin. Clinical implications. Methods of therapy.

Classification. Etiology (herpes simplex virus-HSV-I, II), source of infection, transmission pathways. Manifestations on the skin and mucous membranes. Herpes simplex therapy (relapse treatment, anti-relapse therapy).


Herpes zoster. Etiology, transmission pathways, clinical picture (localized, common and generalized forms), atypical forms. Herpes zoster therapy.

Papillomavirus infection. Clinical characteristics of warts: common, flat (juvenile), plantar, genital warts and contagious mollusc-etiology, pathogenesis, diagnosis, oncogenicity of HPV, treatment and prevention.

Section 3. Sexually transmitted infections

Theme 1. The causative agent of syphilis. Laboratory diagnostics. Clinic of primary and secondary period syphilis.

Venereology – its subject, tasks and methods. Morbidity. Modern classification of sexually transmitted infections, classic venereal diseases, diseases with predominant lesions of the genitourinary organs, diseases with predominant lesions of the internal organs. Social aspects of sexually transmitted diseases. The importance of venereal diseases in the formation of the "entrance gate" in HIV infection. Ways and conditions of STI infection. Pale Treponema: morphology, electron microscopic structure, forms of survival, experience outside the host. Conditions and ways of infection. The concept of the source of infection and contacts. Confrontation. Immunity. Classification of

Ministry of science and high education RF Ulyanovsk State University	Form	
F-Educational plan of the discipline		

syphilis. Incubation period. The factors influencing its duration. Methods of laboratory diagnostics: bacterioscopic, serological-microregion. False-positive reactions.

Syphilis primary. Duration. Clinical manifestations. The typical characteristics of the chancre, and its variations, atypical forms and complications. Especially-STI current at the present stage.

Secondary syphilis of skin and mucous membranes. Duration. General characteristics of secondary syphilis. Clinical characteristics of spotted, papular, pustular, vesicular syphilis. Syphilitic leukoderma, alopecia. The lesions of the mucous membranes. Syphilis hidden early and late. Features of the current at the present stage.

Theme 2. Tertiary and congenital syphilis. Clinical signs, diagnosis. Treatment and prophylaxis of syphilis.

Tertiary syphilis: active (tubercular and gummous) and latent. Causes of ignition. Clinical characteristics of manifestations. Papulose syphilides, and of gummy syphilides. Their complications and outcome. The lesions of the mucous membranes. Lesions of bones, joints, internal organs, nervous system. Serological test. Trial treatment, its importance in diagnosis.

Congenital syphilis. Definition. Ways of transmission of infection to offspring. Statistics, social significance, success in the fight against congenital syphilis. Classification. Syphilis of the fetus. Early congenital syphilis: syphilis of infancy (appearance of the child, syphilitic pemphigus of newborns, diffuse papular infiltration of Hochsinger, syphilitic rhinitis, osteochondrites, parropseudoparalysis, periostitis)and early childhood. Late congenital syphilis (unconditional – the triad of Hutchinson, probable signs of degeneration). Diagnostics. Serological test.

Treatment of syphilis. Drugs used in the treatment of syphilis. Methods of treatment of syphilis. Criteria of cure and indications for deregistration, seroresistance. Prognosis in syphilis. Prevention of syphilis. Organization of fight against syphilis.

Theme 3.

Gonorrhea. Urethritis of non-gonorrhea etiology.

The incidence of urogenital infections in the population. Pathogens of gonorrhea and non-gonococcal urethritis (chlamydia, Mycoplasma infection, ureaplasmosis, trichomoniasis and bacterial vaginosis): morphology, forms of survival.

Experience outside the host organism. Pathogenesis: pathways of infection, immunity. Sources, conditions, ways of transmission of infections. Incubation period.

Classification. Clinical characteristics. Complications. Laboratory diagnostics. Principle of treatment. Prevention.

Topical diagnosis. Diagnostic method. Principles of General and local therapy. Criteria of cure. Individual and public prevention.


6. TOPICS OF PRACTICAL AND SEMINAR LESSONS

Section 1. General Dermatology Issues

Topic 1. Methods of examination of the patient dermatological profile. The structure of the skin. Morphological elements of the rash (practical lesson).

Questions to the topic:

1. Dermatology as an independent clinical discipline.
2. Its subject, tasks, methods.
3. The structure of the mucous membrane and the red border of the lips.
4. Skin appendages-sweat, sebaceous glands, nails, their structure, typical diseases.
5. Skin function.
6. The concept of rash-primary and secondary morphological elements of rashes.
7. The role of exogenous, endogenous and social factors in the occurrence and development of dermatoses.
8. Methods of examination of patients with skin and venereal diseases.
9. Questions of deontology (for self-study)

Ministry of science and high education RF Ulyanovsk State University	Form	
F-Educational plan of the discipline		

Section 2. Diseases of the skin and mucous membranes

Theme 1. Pyoderma. Scabies. Pediculosis. Clinical manifestations, principles of treatment and prophylaxis (practical lesson).

Questions to the topic:

1. Pyoderma-definition, prevalence.
2. Etiology (pathogens, their morphology, virulence factors, antigenic properties).
3. Clinical varieties of pyoderma, their characteristics.
4. Principles of General and local therapy.
5. Public and individual prevention.
6. Scabies. Morbidity. Reasons for its growth.
7. The morphology of the pathogen life cycle. Diurnal rhythm of activity, experience outside the host, daily and total fertility, dispersal on the skin of the host.
8. Ways and conditions of infections. The concept of "foci". Contingent of patients.
9. Clinical manifestations of scabies. Classification of scabies. Symptoms: Cesari, Ardi, Gorchakov, Michaelis. Clinical form.
10. Laboratory diagnostics. Method of treatment. Control of cure. Prevention.
11. Pediculosis. Clinic of various forms. Prevention. Diagnostics. Treatment (for self-study).

Theme 2. Fungal diseases of the skin and mucous membranes. Clinic, principles of therapy (practical lesson).

Questions to the topic:

1. Pathogens of fungal diseases: prevalence, morphology, biological properties of pathogens, the concept of mycelia and pseudomycelia, reproduction, parasitic activity, viability.
2. The value of fungi pathogens, microorganism and environmental conditions in the patients-of-interest.
3. Epidemiology: sources and ways of infection, contagiousness, seasonality.
4. Clinical and epidemiological classification.
5. The clinical characteristic of nosological forms (pityriasis versicolor, epidermia-ment, rubromikoz, candidiasis).
6. Trichomycosis: trichophytosis, microsporia-features of clinical manifestations, pathways of infection. Lesions of the scalp and smooth skin.
7. Onychomycosises. Mikey. The role of sensitization in their occurrence.
8. Methods of laboratory diagnostics. Treatment taking into account the form of the disease. The criterion of cure. Prevention.

Theme 3. Psoriasis. Lichen planus. Pink lichen. Clinic, principles of therapy (practical lesson).


Questions to the topic:

1. The incidence of psoriasis, lichen planus and pink in the population.
2. Theories of etiopathogenesis, clinical forms.
3. The Auspitz triad in the diagnosis of psoriasis. Isomorphic Kober reaction, a symptom of "bald skin" and "fern leaves".
4. Classification of psoriasis and lichen planus.
5. Atypical forms of the disease, loss of nails and joints, mucous membranes. Treatment.

Theme 4. Dermatitis. Toxicoderma. Eczemas. Atopic dermatitis (Neurodermatosis). Clinic, principles of therapy (practical lesson).

Questions to the topic:

1. Definition and classification of dermatitis. Obligate and facultative stimuli. Classification of stimuli and actual length by A. D. ADO. Sensitization: mono-, polyvalent, group. Parallely. Idiosyncrasy. Types and stages of allergic reactions. The role of skin samples in the diagnosis (for self-study).

Ministry of science and high education RF Ulyanovsk State University	Form	
F-Educational plan of the discipline		

2. Clinical characteristics of simple and allergic contact dermatitis, their differential diagnosis. Mil-
iaria. Pathomimia. Treatment. Prevention. First aid. Secondary prevention.
3. Toxicoderma. Definition. Features of pathogenesis and clinic.
4. Fixed erythema. Iodine, bromide eels. Iyell syndrome. Treatment and prophylaxis.
5. Eczema. Definition. Etiology. Pathogenesis. The role of exogenous and endogenous factors.
6. Classification of eczema. Stages of the eczematous process. Clinical characteristics of specific
forms (true, microbial, seborrheic, pediatric, professional), their differential diagnosis.
7. Principles of General and local therapy of eczema. Prophylactic medical examination.
8. The concept of neurodermatosis, skin itching as a disease.
9. Diagnostic criteria of atopy, clinic, age periodization of atopic dermatitis. Treatment. Prevention.

Theme 5. Viral diseases of the skin. Clinical implications. Methods of therapy (practical lesson).

Questions to the topic:


1. Herpes simplex. Etiology. Epidemiology of the disease. The frequency of occurrence in the pop-
ulation.
2. Herpes zoster. Etiology. Epidemiology of the disease. Frequency of occurrence.
3. Typical and atypical clinical forms of herpes infection.
4. Warts (vulgar, flat, plantar). Etiology, pathways of infection, clinical manifestations.
5. Genital warts, a contagious mollusk. Etiology, epidemiology. Peculiarities of persistence of
pathogens. Clinical implications. Method of treatment.

Section 3. Sexually transmitted infections

Theme 1. The causative agent of syphilis. Laboratory diagnostics. Clinic of primary and
secondary period of syphilis (practical lesson).

Questions to the topic:

1. Methods of examination of the patient with venereal disease.
2. Venereology – its subject, tasks and methods. Morbidity. The main stages of development of ve-
nereology.
3. Modern classification of sexually transmitted diseases, classic venereal diseases, diseases with
predominant lesions of the genitourinary organs, diseases with predominant lesions of the inter-
nal organs.
4. Social aspects of sexually transmitted diseases. Deontology in venereology.
5. Causative agent of syphilis (Pale Treponema): morphology, electron microscopic structure, anti-
genic structure, reproduction, forms of survival (L-forms, cysts, limembrane phagosomes), expe-
rience outside the host. Route of infection.
6. Laboratory diagnosis of syphilis.
7. The General flow and the periods of syphilis. Classification. Incubation period. Factors affecting
its duration. Methods of laboratory diagnosis: BAC-rospectically, serological – microbreccia, di-
rect gemaglutination reaction, linked immunosorbent assay, the reaction of immobilization of
pale treponema. False positive reactions.
8. Conditions and ways of infection. The mechanism of the development of syphilitic infection.
The concept of the source of infection and contacts. Confrontation. Immunity. Superinfection.
Rein the infection.
9. Syphilis primary. Duration. Clinical manifestations. Characterization of ti-is typical of the chan-
cre and its variations, atypical forms and complications. Clinical features of regional lymphade-
nitis. Modern course of the disease
10. Secondary syphilis of the skin and mucous membranes. Duration. General characteristics of
secondary syphilis. Clinical characteristics of spotted (roseola towering, drain, follicular,
flaky), papular (miliary, lenticular, num-mular, broad warts), pustular (impetiginous, smallpox,
acne-prominent, ectima, rupiah), vesicular syphilis. Syphilitic leukoderma, alopecia.
11. Syphilis hidden early and late. Differential diagnosis. Features of the current at the present
stage.

Ministry of science and high education RF Ulyanovsk State University	Form	
F-Educational plan of the discipline		

Theme 2. Tertiary and congenital syphilis. Clinical signs, diagnosis. Treatment and prevention of syphilis (practical lesson).

Questions to the topic:

1. Tertiary syphilis: active (tubercular, gummous) and latent. The reasons for the innovation. Clinical characteristics of manifestations.
2. Papulose syphilides (grouped serpiginous, "Playground", dwarf).
3. Gummous syphilis (solitary gum, gum infiltrates, fibrous gum). Their complications and outcome. The lesions of the mucous membranes.
4. Defeat bones, joints, internal organs, nervous system. Differential diagnosis. Diagnostics.
5. Serological test. Trial treatment, its importance in diagnosis.
6. Congenital syphilis. Definition. Ways of transmission of infection to offspring. Social significance, success in the fight against congenital syphilis.
7. Classification. Syphilis of the fetus. Features of medical examination and management, delivery of pregnant women with syphilis.
8. Early congenital syphilis: syphilis of infancy (appearance of the child, syphilitic pemphigus of newborns, diffuse papular infiltration of Gohsing-RA, syphilitic rhinitis, osteochondrites, parapropseudoparalysis, periostitis) and early childhood.
9. Late congenital syphilis (unconditional – the triad of Hutchinson, probable signs of degeneration). Diagnostics. Features of medical examination.
10. Treatment regimens of acquired syphilis, drugs, doses, frequency of administration and course of therapy, preventive treatment, preventive treatment of pregnant women.

Theme 3. Gonorrhea. Urethritis of non-gonorrheic etiology (practical lesson).

Questions to the topic:

1. The incidence of urogenital infections in the population. Experience outside the host's organ. Pathogenesis: pathways of infection, immunity. Sources, conditions, ways of transmission of infections.
2. Pathogens of gonorrhea and non-gonococcal urethritis (chlamydia, myco-, ureaplasmosis, trichomoniasis and bacterial vaginosis): morphology, forms of survival. Incubation period.
3. Classification of reproductive diseases. Clinical characteristics. Complications. Laboratory diagnostics. Principle of treatment. Prevention.
4. Features of the course of urogenital infections at the present stage.
5. Topical diagnosis. Methods of instrumental (two-step test, urethroscopy), laboratory (bacterioscopic, bacteriological methods), serological diagnostics.
6. The combined provocation. Principles of General and local therapy.
7. Criteria of cure. Individual and public prevention.

7. LABORATORY WORKS


Laboratory work is not provided by the curriculum.

8. SUBJECT TO URIC, CONTROL WORKS, ABSTRACTS


This type of work is not provided by the curriculum.

9. SCHEDULE OF QUESTIONS

1. Outstanding dermatovenerologists of the world (J. Aliber, F. Gebra, A. G. Chebnov, V. M. Tar-novsky, A. I. Pospelov, O. N. Podvysotskaya).
2. The most common dosage forms used in dermatovenerology for external therapy (lotions, powders, shaken mixtures, pastes, ointments, creams, patches, varnishes).
3. Methods of examination of the patient dermatological profile.
4. The role of dermatovenerologists in the health care system of the population.
5. The concept of rash and its types.
6. Primary morphological elements of the rash.

Ministry of science and high education RF Ulyanovsk State University	Form	
F-Educational plan of the discipline		

7. Secondary morphological elements of the rash. Their characteristic.
8. The structure of the epidermis.
9. Structure of the dermis.
10. Skin function.
11. Signs of acute and chronic inflammation of the skin.
12. Sweat glands, their functions, structure. List diseases of the sweat glands.
13. Sebaceous glands, their functions, structure. List diseases of the sebaceous glands.
14. Hair and hair follicle, their structure. List the diseases of the hair.
15. Nails, their structure. The main diseases of nails.
16. Pathomorphological changes of the epidermis (vacuole degeneration, ballooning degeneration, spongiosis, acanthosis, acantholysis, hyperkeratosis, granulosis).
17. Warts. Etiology, clinical forms, their characteristics, treatment.
18. Genital warts, differential diagnosis with broad warts, treatment, prevention.
19. Acne vulgaris. Etiology, pathogenesis, clinic, treatment, prevention.
20. True eczema. Etiology, pathogenesis, clinic, diagnosis, treatment.
21. Microbial eczema. Etiology, pathogenesis, clinical forms, their characteristics, treatment.
22. Contact allergic dermatitis. Classification of stimuli, pathogenesis, clinic, treatment.
23. Lupus erythematosus. Etiology, pathogenesis, classification, clinical features, treatment, prophylactic medical examination.
24. Lichen planus. Etiology, pathogenesis, clinic, atypical forms, treatment, prevention.
25. Atopic dermatitis (neurodermatitis). Etiology, pathogenesis, classification, the concept of atopy, clinic, treatment, medical examination.
26. Ringworm (athlete's foot and rubromikoz). Etiology, epidemiology, clinical forms, treatment, prevention.
27. Herpes simplex. Etiology, pathogenesis, clinic, treatment.
28. Shingles (herpes). Etiology, pathogenesis, clinic, treatment.
29. Streptoderma. Classification, clinical picture of various forms, treatment, prophylaxis.
30. Acne rosacea. Etiology, pathogenesis, role of Demodex mite, clinical forms, their characteristics, principles of treatment.
31. Pink lichen. Etiology, pathogenesis, clinic, treatment.
32. Scleroderma. Etiology, pathogenesis, classification, treatment, medical examination.
33. Toxicoderma. Focal and common forms. Etiology, clinic, treatment.
34. Durning'sherpetiform dermatitis. Etiology, pathogenesis, clinic, diagnosis, treatment.
35. Microsporia. Etiology, epidemiology, classification, clinical characteristics of lesions of the scalp and smooth skin, diagnosis, treatment, prophylaxis.
36. Candidiasis of the skin and mucous membranes. Etiology, epidemiology, pathogenesis, diagnosis, treatment, prevention.
37. Pityriasis (multicolored) versicolor. Etiology, pathogenesis, predisposing factors, clinical features, treatment, prevention.
38. Pemphigoid (pemphigus negastriinae). Etiology, pathogenesis, classification, treatment principles.
39. The concept of genodermatosis. Ichthyosis, epidermolysis bullosa. Etiology, clinic, treatment, prevention.
40. The concept of retikulosarkomatose. Etiology, pathogenesis, classification, clinical manifestations of mycosis fungoides, retikulosarkomatose skin, angioretikulez Kaposi. Principle of treatment.
41. Staphyloiderma. Classification, clinical picture of various forms, treatment, prophylaxis.
42. Psoriasis. Etiology, epidemiology, pathogenesis, seasonality, clinic, atypical forms, treatment.
43. Scabies. Etiology, epidemiology, clinic, diagnosis, treatment, prevention.
44. Pediculosis. Classification. Etiology, epidemiology, clinic, diagnosis, treatment, prevention.
45. Trichophytosis. Etiology, epidemiology, clinic, diagnosis, treatment, prevention.


Ministry of science and high education RF Ulyanovsk State University	Form	
F-Educational plan of the discipline		

46. Socio-biological aspects of the spread of sexually transmitted diseases.
47. Public and personal prevention of sexually transmitted diseases.
48. Medical and social significance of sexually transmitted infections, their clinical assessment.
49. The organization of the fight against sexually transmitted diseases.
50. *Treponema pallidum*, its morphologic and biological characteristics.
51. Serodiagnostics of syphilis. Clinical significance of serological reactions.
52. Primary period of syphilis. Classification, clinical manifestations, laboratory diagnosis, treatment.
53. Clinical characteristics of a typical solid chancre, its varieties, treatment.
54. Clinical characteristics of atypical forms of solid chancre, its varieties, structure.
55. Complications of primary syphiloma. Clinical characteristics, features of diagnosis, treatment.
56. Secondary period of syphilis. Classification, duration, clinical manifestations, diagnosis, treatment.
57. Tertiary syphilis. Clinical varieties, their characteristics, differential diagnosis.
58. Congenital syphilis. Ways of transmission of infection to offspring, social significance, classification, organization of struggle.
59. Syphilis of infancy, lesions of the skin, mucous membranes, bones, nervous system. Treatment, prevention.
60. Late congenital syphilis. Reliable, probable signs of dystrophy. Prevention
61. Treatment of syphilis (specific, preventive, preventive, trial). The main groups of anti-syphilitic drugs. Criterion of cure.
62. Bacterial vaginosis (*Gardnerellosis*). Etiology, epidemiology, clinic, treatment, prevention.
63. Gonorrhoea. The causative agent, its morphological and biological features of the disease. Classification of gonorrhoea.
64. Complications of anterior gonococcal urethritis: parurethral, periurethral, tysonitis, balanitis, balanoposthitis, leurethrit, morganite, their clinic and treatment.
65. Complications of posterior gonorrhoea urethritis: prostatitis (classification, clinic), orchepididymitis, vesiculitis, cystitis, their clinic, treatment.
66. Trichomoniasis. Etiology, epidemiology, clinic, treatment, prevention.
67. Mycoplasma infection of the genitals. Etiology, epidemiology, clinic, diagnosis, treatment, prevention.
68. Chlamydiosis. Etiology, epidemiology, clinic, treatment.
69. HIV infection. The causative agent, risk groups, routes of transmission, stages of a course.
70. Clinical manifestations of HIV infection on the skin. Classification of Kaposi's sarcoma. Prevention.

10. INDEPENDENT WORK OF TRAINERS

Full-time education

Title sections and topics	Type of self-employed work (<i>study of educational material, problem solving, abstract, report, test, preparation for passing the test, exam, etc.</i>)	Volume in hours	The form control (<i>verification of problem solving, abstract, etc.</i>)
Section 2. Diseases of the skin and mucous membranes.	Independent work with patients. Game design	4	problem solving, test control
Theme 1. Pyoderma. Scabies. Pedic-	Independent work	4	Oral survey, prob-

Ministry of science and high education RF Ulyanovsk State University	Form	
F-Educational plan of the discipline		

ulosis. Clinical manifestations, principles of treatment and prevention	with patients. Game design		lem solving, test control
Theme 2. Seborrhea, vulgar and pink acne	Preparation of presentations. Game design, discussions	4	problem solving, test control
Theme 3. Fungal diseases of the skin and mucous membranes. Clinic, principles of therapy.	Independent work with patients. Discussions	4	problem solving, test control
Theme 4. Psoriasis. Lichen planus. Pink lichen. Clinic, principles of therapy.	Independent work with patients. Discussions	4	Oral survey, problem solving, test control
Theme 5. Cystic dermatoses. Clinical implications. Principle of treatment	Preparation of presentations. Game design	4	
Topic6. Dermatitis. Tox and code p mission. Eczema Neuroderm and toza. Clinic, principles of therapy .	Game design, discussions	4	problem solving, test control
Theme 7. Viral diseases of the skin. Clinical implications. Methods of therapy	Independent work with patients. Discussions	4	problem solving, test control
Section 3. Sexually transmitted infections. Theme 1. The causative agent of syphilis. Laboratory diagnostics. Clinic of primary and secondary period of syphilis/	Game design, discussions.	4	problem solving, test control
Theme 2. Gonorrhoea. Urethritis of non-gonorrhoeal etiology.	Discussion, game design	4	problem solving, test control

11. EDUCATIONAL AND METHODOLOGICAL AND INFORMATION SUPPORT OF DISCIPLINE


a) List of recommended literature

Main literature:

1. Dermatology for Advanced Practice Clinicians /By: Bobonich, Margaret; Nolen, Mary. [N.p.] : Wolters Kluwer Health. 2014. eBook., Database: eBook Collection (EBSCOhost) URL: <http://search.ebscohost.com/login.aspx?direct=true&db=nlebk&AN=1484381&site=ehost-live>
2. Evidence based dermatology / By: Gorouhi, Farzam; Maibach, Howard I. Edition: 2nd ed. Shelton, CT : People's Medical Publishing House USA Ltd [PMPH]. 2011. eBook., Database: eBook Collection (EBSCOhost)URL : <http://search.ebscohost.com/login.aspx?direct=true&db=nlebk&AN=614318&site=ehost-live>
3. Rook's Textbook of Dermatology / By: Tony Burns; Stephen Breathnach; Neil Cox; Christopher Griffiths. Edition: 8th ed. edited by Tony Burns ... [et al.]. Chichester, West Sussex, UK : Wiley-Blackwell. 2010. eBook., Database: eBook Collection (EBSCOhost) URL: <http://search.ebscohost.com/login.aspx?direct=true&db=nlebk&AN=313118&site=ehost-live>

Additional literature:

1. Evidence-Based Dermatology / By: Hywel Williams; Michael Bigby; Thomas Diepgen; Andrew Herxheimer; Luigi Naldi; Berthold Rzany. Edition: 2nd ed. Malden, Mass : BMJ

Ministry of science and high education RF Ulyanovsk State University	Form	
F-Educational plan of the discipline		

12. MATERIAL AND TECHNICAL SUPPORT OF DISCIPLINE

Specialized training rooms of the discipline dermatovenerology have individual workplaces for students.

1. The educational premises used for the educational process are located in the hospital of the OKKVD (89 Ablukova street):

Teaching – 2.6 m x 3.3 m = 8.58 m²

Study room №1-3.6 m x 6.0 m = 20.8 m²

2. The list of the equipment for carrying out classroom occupations on discipline:

Teaching 8,58 m²

Teaching tables – 2 PCs.

Chairs – 3 PCs.

Bookcase, wardrobe, Samsung MFP (not included in the balance)

Intel Pentium IV computer

Study room N1 20.8 m²:

Student tables – 7 PCs.

Student chairs – 18 PCs.

Board YES-14 (zel.) 1012x1712

TOSHIBA laptop, Samsung projector(not included in the balance)

Study room N2 18,29 m²

Student tables - 7 PCs.

Student chairs-18 PCs.

Da-14 Board(black.) 1012x1712

A set of multimedia visual materials on various sections of the discipline, videos:

1. Multimedia Atlas «Lues»

2. Multimedia Atlas «Dermatomycoses»

3. Multimedia Atlas «Clinical Dermatology Illustrated».


13. SPECIAL CONDITIONS FOR STUDENTS WITH DISABLED HEALTH OPPORTUNITIES

For persons with visual, hearing and musculoskeletal disorders, training on the discipline is not provided.



Developer



signature position name

PhD, Professor A.S. Nesterov

Ministry of science and high education RF Ulyanovsk State University	Form	
F-Educational plan of the discipline		

LIST OF CHANGES of
Educational plan of discipline ” Dermatovenerology”
Speciality 31.05.01. «General medicine»

№	Content of the change or a link to the attached text of the	Full name of the head of the Department developing the discipline	Signature	Date
1	Introduction of changes to item A) Recommended Literature item 11 "Educational, methodological and information support of the discipline" with the design of Appendix 1	Nesterov Alexey Sergeevich		31.08.2020r.
2	Introduction of changes to item C) Professional databases, information and reference systems item 11 "Educational, methodological and information support of the discipline" with the design of Appendix 2	Nesterov Alexey Sergeevich		31.08.2020r.

Ministry of science and high education RF Ulyanovsk State University	Form	
F-Educational plan of the discipline		

Appendix 1

11. EDUCATIONAL-METHODICAL AND INFORMATION SUPPORT OF DISCIPLINE

List of recommended literature


a) Core reading:

1. Evidence based dermatology / By: Gorouhi, Farzam; Maibach, Howard I. Edition: 2nd ed. Shelton, CT: People's Medical Publishing House USA Ltd [PMPH]. 2011. eBook., Database: eBook Collection (EBSCOhost) URL:
<http://search.ebscohost.com/login.aspx?direct=true&db=nlebk&AN=614318&site=ehost-live>
2. Dermatology for Advanced Practice Clinicians /By: Bobonich, Margaret; Nolen, Mary. [N.p.]: Wolters Kluwer Health. 2014. eBook., Database: eBook Collection (EBSCOhost) URL:
<http://search.ebscohost.com/login.aspx?direct=true&db=nlebk&AN=1484381&site=ehost-live>
3. Rook's Textbook of Dermatology / By: Tony Burns; Stephen Breathnach; Neil Cox; Christopher Griffiths. Edition: 8th ed. edited by Tony Burns ... [et al.]. Chichester, West Sussex, UK: Wiley-Blackwell. 2010. eBook., Database: eBook Collection (EBSCOhost) URL:
<http://search.ebscohost.com/login.aspx?direct=true&db=nlebk&AN=313118&site=ehost-live>

b) Supplementary reading:

1. Evidence-Based Dermatology / By: Hywel Williams; Michael Bigby; Thomas Diepgen; Andrew Herxheimer; Luigi Naldi; Berthold Rzany. Edition: 2nd ed. Malden, Mass: BMJ Books. 2008. eBook., Database: eBook Collection (EBSCOhost) URL:
<http://search.ebscohost.com/login.aspx?direct=true&db=nlebk&AN=266044&site=ehost-live>
2. Genital Dermatology in the Era of Heightened Anxiety with Sexually Transmitted Infections / By: Markos, A. R. Series: Disorders of the Lower Genito Urinary Tract. New York: NovaScience Publishers, Inc. 2012. eBook., Database: eBook Collection (EBSCOhost) URL:
<http://search.ebscohost.com/login.aspx?direct=true&db=nlebk&AN=541884&site=ehost-live>
3. The Washington Manual of Dermatology Diagnostics / By: Council, M. Laurin; Sheinbein, David; Cornelius, Lynn A. Series: Lippincott Manual Series. [N.p.] : Lippincott Williams & Wilkins. 2015. eBook., Database: eBook Collection (EBSCOhost) URL:
<http://search.ebscohost.com/login.aspx?direct=true&db=nlebk&AN=2018288&site=ehost-live>
4. Белазарович А. А. Dermatology = Дерматология: пособие для студентов учреждений высшего образования, обучающихся по специальности 1-79 01 01 «Лечебное дело» [на англ. яз.]: manual for the Faculty of International Students (English medium) / А. А. Белазарович, А. И. Новоселецкая. - Гродно: ГрГМУ, 2019. - 256 с. - ISBN 9789855951644. - Текст: электронный // ЭБС "Букап": [сайт]. - URL: <https://www.books-up.ru/ru/book/dermatology-12049929/>
5. Differential diagnostic and treats in dermatovenerology: Teaching guide for students / A. S. Nesterov, N. G. Gumayunova, A. V. Nesterova, Stanford Moyo. – Ulyanovsk: UISU, 2019. – На англ. яз.; Загл. с экрана. – Электрон. текстовые дан. (1 файл: 468 КБ). – URL: <http://lib.ulsu.ru/MegaPro/Download/MObject/1949> - Режим доступа: ЭБС УлГУ. – Текст: электронный.

c) Educational and methodical literature

Ministry of science and high education RF Ulyanovsk State University	Form	
F-Educational plan of the discipline		

Guidelines for students self-guided work for the discipline “Dermatovenerology” for specialty 31.05.01 “Medical business” / A. S. Nesterov; Ulyanovsk State University. – Ulyanovsk: UISU, 2020. – 11p. – Неопубликованный ресурс; На англ. яз. – URL: <http://lib.ulsu.ru/MegaPro/Download/MObject/11559> - Режим доступа: ЭБС УлГУ. – Текст: электронный.

Согласовано:


И. Сидорова ИБ УлГУ *Полкина И. И.* Юрч 15.05.20

Должность сотрудника научной библиотеки

ФИО

подпись

дата

Ministry of science and high education RF Ulyanovsk State University	Form	
F-Educational plan of the discipline		

Appendix 2

11. EDUCATIONAL-METHODICAL AND INFORMATION SUPPORT OF DISCIPLINE

d) Professed data base, directory and search systems:

1. Electronic library systems:
 - 1.1. IPRbooks [Electronic Resource]: electronic library system / IP Air Media group of companies. - The electron. Dan. - Saratov, [2020]. - Access mode: <http://www.iprbookshop.ru>.
 - 1.2. URIGHT [Electronic resource]: electronic library system / LLC Electronic publishing house URIGHT. - The electron. Dan. - Moscow, [2020]. - Access mode: <https://www.biblio-online.ru>.
 - 1.3. Student Consultant [Electronic Resource]: Electronic Library System / Polytechresurs LLC. - The electron. Dan. - Moscow, [2020]. - Access mode: <http://www.studentlibrary.ru/pages/catalogue.html>.
2. ConsultantPlus [Electronic resource]: legal reference system. / Consultant Plus Company - Electron. Dan. - Moscow: Consultant Plus, [2020].
3. Database of periodicals [Electronic resource]: electronic journals / IVIS LLC. - The electron. Dan. - Moscow, [2020]. - Access mode: <https://dlib.eastview.com/browse/udb/12>.
4. National Digital Library [Electronic resource]: electronic library. - The electron. Dan. - Moscow, [2020]. - Access mode: <https://neb.rf>.
6. Federal information and educational portals:
 - 6.1. Information system Single window of access to educational resources. Access Mode: <http://window.edu.ru>
 - 6.2. Federal portal Russian education. Access Mode: <http://www.edu.ru>
7. Educational resources of UISU:
 - 7.1. Electronic library of UISU. Access Mode: <http://lib.ulsu.ru/MegaPro/Web>
 - 7.2. Educational portal of UISU. Access Mode: <http://edu.ulsu.ru>


Согласовано:

зам. рек. УИТИ
Должность сотрудника УИТИ



Крюкова ВВ
ФИО


[Подпись]
подпись

15.05.20
дата

Ministry of science and high education RF Ulyanovsk State University	Form	
F-Educational plan of the discipline		

LIST OF CHANGES of
Educational plan of discipline ” Dermatovenerology”
Speciality 31.05.01. «General medicine»

№	Content of the change or a link to the attached text of the	Full name of the head of the Department developing the discipline	Signature	Date
1	Introduction of changes to item A) Recommended Literature item 11 "Educational, methodological and information support of the discipline" with the design of Appendix 1	Nesterov Alexey Sergeevich		31.08.2021г.
2	Introduction of changes to item C) Professional databases, information and reference systems item 11 "Educational, methodological and information support of the discipline" with the design of Appendix 2	Nesterov Alexey Sergeevich		31.08.2021г.

Ministry of science and high education RF Ulyanovsk State University	Form	
F-Educational plan of the discipline		

Appendix 1

11. EDUCATIONAL-METHODICAL AND INFORMATION SUPPORT OF DISCIPLINE

List of recommended literature


a) Core reading:

4. Evidence based dermatology / By: Gorouhi, Farzam; Maibach, Howard I. Edition: 2nd ed. Shelton, CT: People's Medical Publishing House USA Ltd [PMPH]. 2011. eBook., Database: eBook Collection (EBSCOhost) URL:
<http://search.ebscohost.com/login.aspx?direct=true&db=nlebk&AN=614318&site=ehost-live>
5. Dermatology for Advanced Practice Clinicians /By: Bobonich, Margaret; Nolen, Mary. [N.p.]: Wolters Kluwer Health. 2014. eBook., Database: eBook Collection (EBSCOhost) URL:
<http://search.ebscohost.com/login.aspx?direct=true&db=nlebk&AN=1484381&site=ehost-live>
6. Rook's Textbook of Dermatology / By: Tony Burns; Stephen Breathnach; Neil Cox; Christopher Griffiths. Edition: 8th ed. edited by Tony Burns ... [et al.]. Chichester, West Sussex, UK: Wiley-Blackwell. 2010. eBook., Database: eBook Collection (EBSCOhost) URL:
<http://search.ebscohost.com/login.aspx?direct=true&db=nlebk&AN=313118&site=ehost-live>

b) Supplementary reading:

6. Evidence-Based Dermatology / By: Hywel Williams; Michael Bigby; Thomas Diepgen; Andrew Herxheimer; Luigi Naldi; Berthold Rzany. Edition: 2nd ed. Malden, Mass: BMJ Books. 2008. eBook., Database: eBook Collection (EBSCOhost) URL:
<http://search.ebscohost.com/login.aspx?direct=true&db=nlebk&AN=266044&site=ehost-live>
7. Genital Dermatology in the Era of Heightened Anxiety with Sexually Transmitted Infections / By: Markos, A. R. Series: Disorders of the Lower Genito Urinary Tract. New York: NovaScience Publishers, Inc. 2012. eBook., Database: eBook Collection (EBSCOhost) URL:
<http://search.ebscohost.com/login.aspx?direct=true&db=nlebk&AN=541884&site=ehost-live>
8. The Washington Manual of Dermatology Diagnostics / By: Council, M. Laurin; Sheinbein, David; Cornelius, Lynn A. Series: Lippincott Manual Series. [N.p.] : Lippincott Williams & Wilkins. 2015. eBook., Database: eBook Collection (EBSCOhost) URL:
<http://search.ebscohost.com/login.aspx?direct=true&db=nlebk&AN=2018288&site=ehost-live>
9. Белазарович А. А. Dermatology = Дерматология: пособие для студентов учреждений высшего образования, обучающихся по специальности 1-79 01 01 «Лечебное дело» [на англ. яз.]: manual for the Faculty of International Students (English medium) / А. А. Белазарович, А. И. Новоселецкая. - Гродно: ГрГМУ, 2019. - 256 с. - ISBN 9789855951644. - Текст: электронный // ЭБС "Букап": [сайт]. - URL: <https://www.books-up.ru/ru/book/dermatology-12049929/>
10. Differential diagnostic and treats in dermatovenerology: Teaching guide for students / A. S. Nesterov, N. G. Gumayunova, A. V. Nesterova, Stanford Moyo. – Ulyanovsk: UISU, 2019. – На англ. яз.; Загл. с экрана. – Электрон. текстовые дан. (1 файл: 468 КБ). – URL: <http://lib.ulsu.ru/MegaPro/Download/MObject/1949> - Режим доступа: ЭБС УлГУ. – Текст: электронный.


c) Educational and methodical literature

Ministry of science and high education RF Ulyanovsk State University	Form	
F-Educational plan of the discipline		

Guidelines for students self-guided work for the discipline “Dermatovenerology” for specialty 31.05.01 “Medical business” / A. S. Nesterov; Ulyanovsk State University. – Ulyanovsk: UISU, 2021. – 11p. – Неопубликованный ресурс; На англ. яз. – URL: <http://lib.ulsu.ru/MegaPro/Download/MObject/11559> - Режим доступа: ЭБС УлГУ. – Текст: электронный.

AGREED:

л. Библиотекарь Мотушкина С.М. 05.04.2021

Ministry of science and high education RF Ulyanovsk State University	Form	
F-Educational plan of the discipline		

Appendix 2

11. EDUCATIONAL-METHODICAL AND INFORMATION SUPPORT OF DISCIPLINE

d) Professed data base, directory and search systems:

1. Electronic library systems:
 - 1.1. IPRbooks [Electronic Resource]: electronic library system / IP Air Media group of companies. - The electron. Dan. - Saratov, [2021]. - Access mode: <http://www.iprbookshop.ru>.
 - 1.2. URIGHT [Electronic resource]: electronic library system / LLC Electronic publishing house URIGHT. - The electron. Dan. - Moscow, [2021]. - Access mode: <https://www.biblio-online.ru>.
 - 1.3. Student Consultant [Electronic Resource]: Electronic Library System / Polytechresurs LLC. - The electron. Dan. - Moscow, [2021]. - Access mode: <http://www.studentlibrary.ru/pages/catalogue.html>.
2. ConsultantPlus [Electronic resource]: legal reference system. / Consultant Plus Company - Electron. Dan. - Moscow: Consultant Plus, [2021].
3. Database of periodicals [Electronic resource]: electronic journals / IVIS LLC. - The electron. Dan. - Moscow, [2021]. - Access mode: <https://dlib.eastview.com/browse/udb/12>.
4. National Digital Library [Electronic resource]: electronic library. - The electron. Dan. - Moscow, [2021]. - Access mode: <https://neb.rf>.
6. Federal information and educational portals:
 - 6.1. Information system Single window of access to educational resources. Access Mode: <http://window.edu.ru>
 - 6.2. Federal portal Russian education. Access Mode: <http://www.edu.ru>
7. Educational resources of UISU:
 - 7.1. Electronic library of UISU. Access Mode: <http://lib.ulsu.ru/MegaPro/Web>
 - 7.2. Educational portal of UISU. Access Mode: <http://edu.ulsu.ru>


AGREED:

Зам. нач. УМО



Курочкин ДБ


[Signature]

05.04.2021г.

Ministry of science and high education RF Ulyanovsk State University	Form	
F-Educational plan of the discipline		

LIST OF CHANGES of
Educational plan of discipline ” Dermatovenerology”
Speciality 31.05.01. «General medicine»

№	Content of the change or a link to the attached text of the	Full name of the head of the Department developing the discipline	Signature	Date
1	Introduction of changes to item A) Recommended Literature item 11 "Educational, methodological and information support of the discipline" with the design of Appendix 1	Nesterov Alexey Sergeevich		18.05.2022г.
2	Introduction of changes to item C) Professional databases, information and reference systems item 11 "Educational, methodological and information support of the discipline" with the design of Appendix 2	Nesterov Alexey Sergeevich		18.05.2022г.

Ministry of science and high education RF Ulyanovsk State University	Form	
F-Educational plan of the discipline		

Appendix 1

11. EDUCATIONAL-METHODICAL AND INFORMATION SUPPORT OF DISCIPLINE


List of recommended literature

a) Core reading:

7. Evidence based dermatology / By: Gorouhi, Farzam; Maibach, Howard I. Edition: 2nd ed. Shelton, CT: People's Medical Publishing House USA Ltd [PMPH]. 2011. eBook., Database: eBook Collection (EBSCOhost) URL:
<http://search.ebscohost.com/login.aspx?direct=true&db=nlebk&AN=614318&site=ehost-live>
8. Dermatology for Advanced Practice Clinicians /By: Bobonich, Margaret; Nolen, Mary. [N.p.]: Wolters Kluwer Health. 2014. eBook., Database: eBook Collection (EBSCOhost) URL:
<http://search.ebscohost.com/login.aspx?direct=true&db=nlebk&AN=1484381&site=ehost-live>
9. Rook's Textbook of Dermatology / By: Tony Burns; Stephen Breathnach; Neil Cox; Christopher Griffiths. Edition: 8th ed. edited by Tony Burns ... [et al.]. Chichester, West Sussex, UK: Wiley-Blackwell. 2010. eBook., Database: eBook Collection (EBSCOhost) URL:
<http://search.ebscohost.com/login.aspx?direct=true&db=nlebk&AN=313118&site=ehost-live>

b) Supplementary reading:

11. Evidence-Based Dermatology / By: Hywel Williams; Michael Bigby; Thomas Diepgen; Andrew Herxheimer; Luigi Naldi; Berthold Rzany. Edition: 2nd ed. Malden, Mass: BMJ Books. 2008. eBook., Database: eBook Collection (EBSCOhost) URL:
<http://search.ebscohost.com/login.aspx?direct=true&db=nlebk&AN=266044&site=ehost-live>
12. Genital Dermatology in the Era of Heightened Anxiety with Sexually Transmitted Infections / By: Markos, A. R. Series: Disorders of the Lower Genito Urinary Tract. New York: NovaScience Publishers, Inc. 2012. eBook., Database: eBook Collection (EBSCOhost) URL:
<http://search.ebscohost.com/login.aspx?direct=true&db=nlebk&AN=541884&site=ehost-live>
13. The Washington Manual of Dermatology Diagnostics / By: Council, M. Laurin; Sheinbein, David; Cornelius, Lynn A. Series: Lippincott Manual Series. [N.p.] : Lippincott Williams & Wilkins. 2015. eBook., Database: eBook Collection (EBSCOhost) URL:
<http://search.ebscohost.com/login.aspx?direct=true&db=nlebk&AN=2018288&site=ehost-live>
14. Белазарович А. А. Dermatology = Дерматология: пособие для студентов учреждений высшего образования, обучающихся по специальности 1-79 01 01 «Лечебное дело» [на англ. яз.]: manual for the Faculty of International Students (English medium) / А. А. Белазарович, А. И. Новоселецкая. - Гродно: ГрГМУ, 2019. - 256 с. - ISBN 9789855951644. - Текст: электронный // ЭБС "Букап": [сайт]. - URL: <https://www.books-up.ru/ru/book/dermatology-12049929/>
15. Differential diagnostic and treats in dermatovenerology: Teaching guide for students / A. S. Nesterov, N. G. Gumayunova, A. V. Nesterova, Stanford Moyo. – Ulyanovsk: UISU, 2019. – На англ. яз.; Загл. с экрана. – Электрон. текстовые дан. (1 файл: 468 КБ). – URL: <http://lib.ulsu.ru/MegaPro/Download/MObject/1949> - Режим доступа: ЭБС УЛГУ. – Текст: электронный.

Ministry of science and high education RF Ulyanovsk State University	Form	
F-Educational plan of the discipline		

c) Educational and methodical literature

Guidelines for students self-guided work for the discipline “Dermatovenerology” for specialty 31.05.01 “Medical business” / A. S. Nesterov; Ulyanovsk State University. – Ulyanovsk: UISU, 2022. – 11p. – Неопубликованный ресурс; На англ. яз. – URL: <http://lib.ulsu.ru/MegaPro/Download/MObject/11559> - Режим доступа: ЭБС УлГУ. – Текст: электронный.

AGREED:

Медич Librarian / Смаголкина Анастасия / 7.06.2022

The position of the worker scientific library

Full name

signature

data

